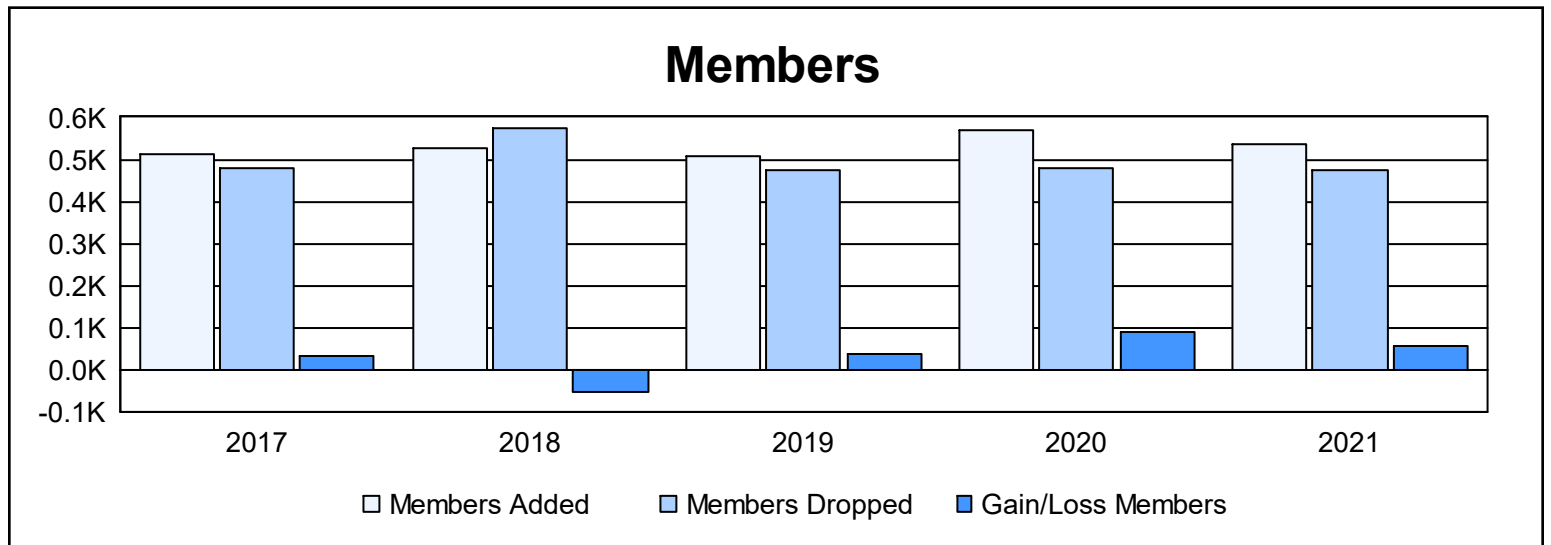
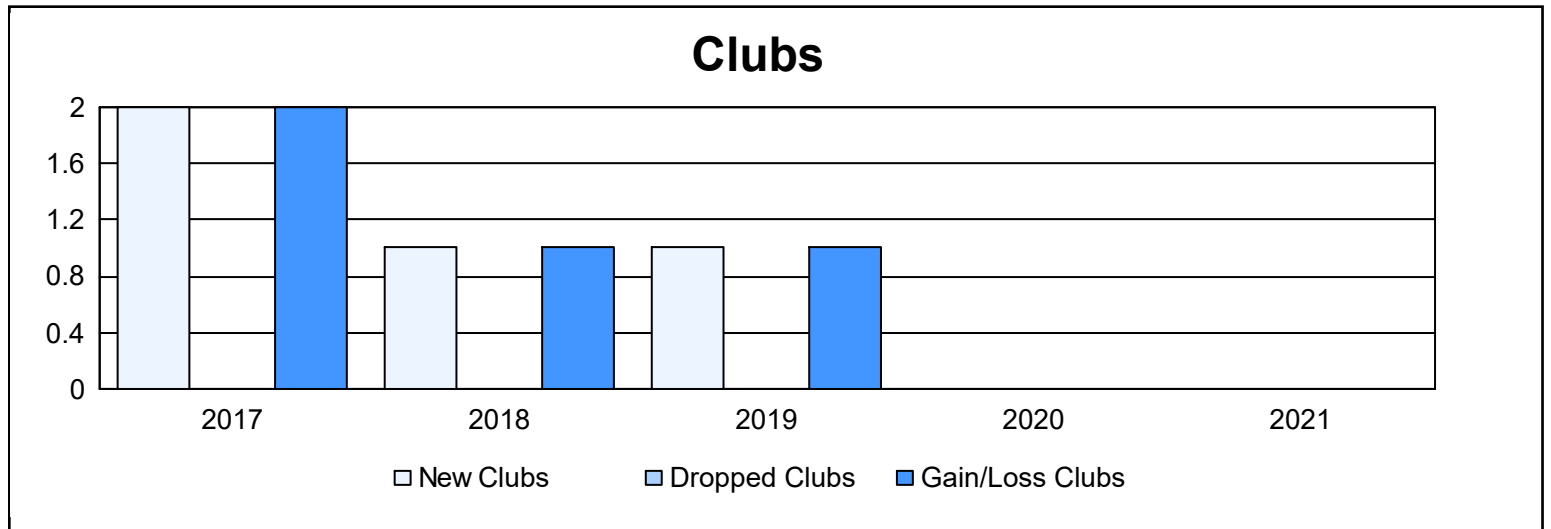
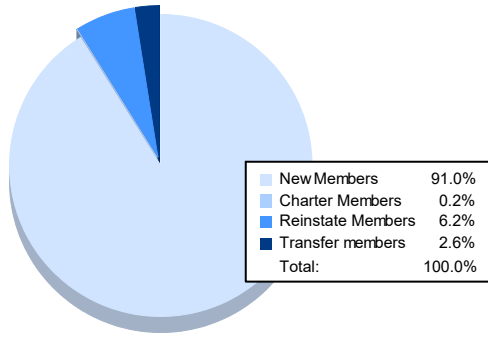


| Year | New Clubs | Dropped Clubs | Gain/ Loss Clubs | New Members | Charter Members | Reinstate Members | Transfer Members | Total Member Added | Total Members Dropped | Gain/ Loss Members |
|----------------|-----------|---------------|------------------|-------------|-----------------|-------------------|------------------|--------------------|-----------------------|--------------------|
| 2016-2017 | 2 | 0 | 2 | 411 | 56 | 33 | 11 | 511 | 479 | 32 |
| 2017-2018 | 1 | 0 | 1 | 451 | 37 | 28 | 8 | 524 | 575 | -51 |
| 2018-2019 | 1 | 0 | 1 | 440 | 34 | 27 | 8 | 509 | 472 | 37 |
| 2019-2020 | 0 | 0 | 0 | 520 | 8 | 30 | 10 | 568 | 480 | 88 |
| 2020-2021 | 0 | 0 | 0 | 486 | 1 | 33 | 14 | 534 | 476 | 58 |
| Average | 1 | 0 | 1 | 462 | 27 | 30 | 10 | 529 | 496 | 33 |



Membership Composition June 2021 Cumulative



Gender Composition June 2021 Cumulative

